



COACHING VIDEOS INCLUDED!

GRADE

3

# CATCH-UP MATH

Get your child back on track!

Whole Numbers ☉ Addition ☉ Subtraction

Multiplication ☉ Division ☉ Fractions

Data Tables ☉ Graphs ☉ Measurement

Classifying Shapes ☉ Time

# CONTENTS

About Catch-Up Math . . . . .	5
How to Use the QR Codes in Catch-Up Math . . . . .	6
Math Skills . . . . .	7

## 1. WHOLE NUMBERS

Whole Numbers . . . . .	9
Tens and Ones . . . . .	13
Expanded Numbers . . . . .	16
Counting by Tens . . . . .	19
Odd and Even Numbers . . . . .	21
Counting By Twos . . . . .	23
Counting By Fives . . . . .	25
Patterns . . . . .	27
Hundreds . . . . .	29
Modeling Hundreds . . . . .	31
Ordering Three-Digit Numbers . . . . .	33
Smallest and Largest Three-Digit Numbers . . . . .	35
Place Value to 100 . . . . .	37
Number Expanders for Three-Digit Numbers . . . . .	39
Values . . . . .	41
Greater Than, Less Than, Equal To . . . . .	43
Three-Digit Numbers . . . . .	45
Rounding to the Nearest Ten . . . . .	47
Four-Digit Numbers . . . . .	49
Place Value to 1,000 . . . . .	51
Place Value and Four-Digit Numbers . . . . .	53
Expanded Form of Four-Digit Numbers . . . . .	55
Modeling Four-Digit Numbers . . . . .	58
Rounding . . . . .	60
Whole Numbers Review . . . . .	62

## 2. ADDITION

Adding Numbers to Ten . . . . .	70
Adding Numbers to Twenty . . . . .	72
Addition and Subtraction . . . . .	74
Jump Strategy to Solve Addition . . . . .	76
Jump Strategy with Larger Numbers . . . . .	78
Split Strategy to Solve the Addition of Two-Digit Numbers . . . . .	80
Split Strategy to Solve the Addition of Larger Numbers . . . . .	82
Addition Review . . . . .	84

## 3. SUBTRACTION

Using a Number Line for Subtraction . . . . .	89
Subtracting Numbers from Ten . . . . .	91
Subtracting Numbers from Twenty Using a Number Line . . . . .	93
Jump Strategy with Two-Digit Numbers . . . . .	95
Jump Strategy with Larger Numbers . . . . .	97
Subtraction Using the Split Strategy . . . . .	99
Subtraction Using the Split Strategy with Larger Numbers . . . . .	101
Subtraction Review . . . . .	103

## 4. MULTIPLICATION

Groups and Rows . . . . .	106
Repeated Addition . . . . .	108
Commutative Property . . . . .	110
The Inverse Operations of Multiplication and Division . . . . .	112
Multiplication Review . . . . .	114

## 5. DIVISION

Groups . . . . .	116
Division by Equal Shares . . . . .	118
Division by Grouping . . . . .	120
Division . . . . .	122
Remainders . . . . .	124
Repeated Subtraction to Solve Division . . . . .	126
Division Review . . . . .	128

## 6. FRACTIONS

Fractions—Halves . . . . .	132
Fractions—Quarters and Eighths . . . . .	134
Fractions—Thirds and Fifths . . . . .	136
Half of a Collection . . . . .	138
Quarters and Eighths of a Collection . . . . .	140
Thirds and Fifths of a Collection . . . . .	142
Comparing Fractions . . . . .	144
Fractions Review . . . . .	147

# CONTENTS

## 7. DATA

Data and Tables .....	151
Picture Graphs .....	155
Bar Graphs .....	162
Data Review .....	167

## 8. LENGTH

Informal Units .....	170
Meters and Feet .....	173
Centimeters and Inches .....	177
Length Review .....	179

## 9. SHAPES

Triangles .....	181
Quadrilaterals .....	183
Pentagons and Hexagons .....	185
Shapes Review .....	187

## 10. AREA

Measuring Area with Units .....	188
Measuring Area with a Grid .....	190
Square Centimeters and Square Inches .....	192
Square Meters and Square Feet .....	194
Area Review .....	196

## 11. CAPACITY

Capacity .....	199
Comparing Capacity .....	201
Liters and Gallons .....	203
Measuring Liquids .....	205
Capacity Review .....	207

## 12. MASS

Mass .....	210
Kilograms and Pounds .....	212
Comparing and Ordering Mass .....	216
Mass Review .....	218

## 13. TIME

Analog Clocks—O'clock and 30 .....	222
Analog Clocks—15 and 45 .....	224
Five-Minute Intervals .....	226
Digital Time .....	229
Time Review .....	231

## ANSWERS

1 Whole Numbers Answers .....	233
2 Addition Answers .....	239
3 Subtraction Answers .....	242
4 Multiplication Answers .....	244
5 Division Answers .....	246
6 Fractions Answers .....	247
7 Data Answers .....	249
8 Length Answers .....	251
9 Shapes Answers .....	252
10 Area Answers .....	253
11 Capacity Answers .....	254
12 Mass Answers .....	255
13 Time Answers .....	256

# ABOUT CATCH-UP MATH

The **Catch-Up Math** series enables children to start from scratch when they are struggling with grade-level math. Each book takes math back to the foundation and ensures that all basic concepts are consolidated before moving forward. Lots of revision and opportunities to practice and build confidence are provided before moving on to new topics.

Each new topic is introduced clearly with simple explanations, examples, and trial questions (with answers) before children move to the Practice section. To help students understand difficult topics, instructional videos are included throughout the book.

This book has 13 chapters that cover a variety of mathematical concepts. The chapters are:

- |                         |                    |
|-------------------------|--------------------|
| <b>1</b> Whole Numbers  | <b>8</b> Length    |
| <b>2</b> Addition       | <b>9</b> Shapes    |
| <b>3</b> Subtraction    | <b>10</b> Area     |
| <b>4</b> Multiplication | <b>11</b> Capacity |
| <b>5</b> Division       | <b>12</b> Mass     |
| <b>6</b> Fractions      | <b>13</b> Time     |
| <b>7</b> Data           |                    |

- ★ A review section that can be used as an assessment and to check children's progress is included at the end of each chapter.
- ★ Answers are at the back of the book.

## How to Use This Book

Children can work through the pages from front to back or choose individual topics to reinforce areas where they are struggling.

The topics are introduced with:

- clear instructions, using simple language
- completed examples and incomplete examples for students to tackle before moving on to the **Your Turn** sections
- videos linked by QR codes to provide additional instruction and clarify difficult concepts



Each **Your Turn** section contains a **SELF CHECK** for students to reflect and give self-assessment on their understanding.

A QR code on a topic page provides access to the video.

# HOW TO USE THE QR CODES IN CATCH-UP MATH

A unique aspect of the **Catch-Up Math** series is the **instructional videos**.

The videos further explain and clarify various mathematical concepts. The videos are simply accessed via QR codes and can be watched on a phone or tablet. Or, view all the videos by following a link.

Access the video by scanning the QR code with your device.

Each video shows the page from the book. An instructor talks through the concepts and examples and demonstrates what children need to do. The solutions to the examples are presented before children tackle the **Your Turn** sections. This careful instruction ensures that children can confidently move on to the following Practice questions. Children should be encouraged to check their **Your Turn** answers before moving on.

25 instructional videos included!

Scan to access the video.

After watching the video, children can confidently complete the **Your Turn** section.

**WHOLE NUMBERS**

## PATTERNS

In number patterns, the numbers follow a rule.  
Here are some examples of number patterns.

**Example 1:**  
+5 +5 +5 +5 +5  
1, 6, 11, 16, 21, 26      Rule +5  
The pattern is to add 5.

**Example 2:**  
+2 +2 +2 +2 +2  
3, 5, 7, 9, 11, 13      Rule +2  
The pattern is to add 2.

**Example 3:**  
□ □ □ □ □  
19, 18, 17, □, □      Rule □  
The pattern is to □.

Look at the first number. What do you do to it to get the next number?

**Your turn** Continue the pattern. Write the rule.

● 12, 13, 14, 15, 16, 17      Rule +1

a 78, 77, 76, □, □, □      Rule □

b 20, 25, 30, □, □, □      Rule □

c 42, 44, 46, □, □, □      Rule □

d 13, 15, 17, □, □, □      Rule □

**SELF CHECK** Mark how you feel

Got it!	Need help...	I don't get it
😊 □	😟 □	😞 □

Check your answers  
How many did you get correct? □

© Shell Education 146434—Catch-Up Math 27

# WHOLE NUMBERS

Whole numbers are the counting numbers from 0 to infinity. Each whole number is made up of digits.

A single-digit number is a number that is made up of only one number (or digit).

0, 1, 2, 3, 4, 5, 6, 7, 8, 9

Single-digit numbers

Two-digit numbers are numbers made up of two numbers.

Example 1: **36**

is a two-digit number because it is made up of two numbers, **3** and **6**.

Example 2:

Create a two-digit number using 7 and 4.

\_\_\_\_\_

Is your number of fingers a one- or two-digit number?



Your turn

Circle all the single-digit numbers in red and the two-digit numbers in blue.

0	62	28	4	43	37
7	8	99	5	17	74
6	89	9			

SELF CHECK Mark how you feel

Got it!




Need help...




I don't get it






Check your answers

How many did you get correct?



**1** Fill in the missing numbers.

1	2			5	6			9	10
		13	14			17	18		
21		23			26			29	
		33		35		37	38		40
41	42		44		46			49	
		53		55		57	58		
61			64		66			69	
	72			75			78		80
81		83			86			89	
			94			97			100

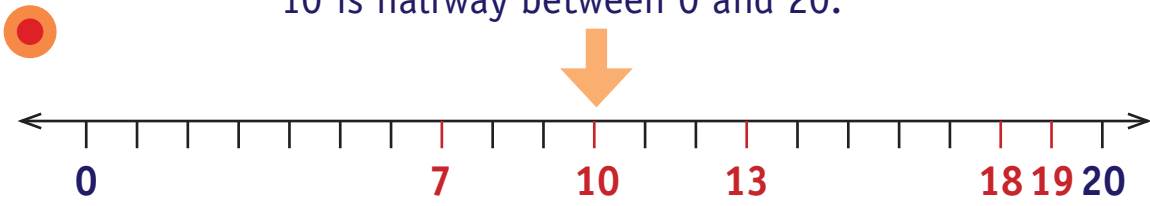

Look before
Look after


**2** Use the table in question 1 to answer these questions.

- What number comes before 97?      96
- a What number comes after 52?      \_\_\_\_\_
- b What number comes before 37?      \_\_\_\_\_
- c What number is 2 more than 44?      \_\_\_\_\_
- d What number is 2 less than 87?      \_\_\_\_\_
- e What number is 5 more than 36?      \_\_\_\_\_
- f What number is 5 less than 21?      \_\_\_\_\_
- g What number is 10 more than 76?      \_\_\_\_\_
- h What number is 10 less than 41?      \_\_\_\_\_

**3** Write the numbers from each box on the number line next to it.

10 is halfway between 0 and 20.



7, 10,  
13, 18,  
19



21, 25,  
29, 34,  
38

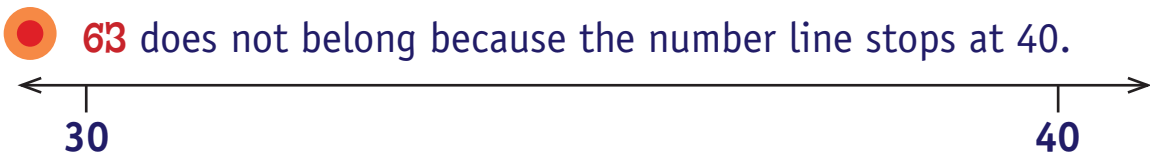


52, 57,  
60, 63,  
69




81, 85,  
87, 89,  
93


**4** Cross out the number in each box that does not belong on its number line.




30, 34,  
37, 40,  
~~63~~



21, 34,  
38, 22,  
48



59, 65,  
73, 78,  
80



43, 49,  
51, 57,  
64



Look at the path of numbers from 1 to 100.

89	90	91	92	93	94	95	96	97	98	99	100		
88													
87	86	85	84	83	82	81	80	79	78	77	76	75	74
												73	
59	60	61	62	63	64	65	66	67	68	69	70	71	72
58													
57	56	55	54	53	52	51	50	49	48	47	46	45	44
												43	
29	30	31	32	33	34	35	36	37	38	39	40	41	42
28													
27	26	25	24	23	22	21	20	19	18	17	16	15	14
												13	
Start →	1	2	3	4	5	6	7	8	9	10	11	12	

**5** Circle in red the number BEFORE each of the numbers.

● 44 → 43 is circled in red because 43 comes before 44.

- |      |      |      |
|------|------|------|
| a 27 | d 57 | g 72 |
| b 36 | e 33 | h 48 |
| c 22 | f 81 | i 91 |

**6** Put a blue X (X) on the number AFTER each of the numbers.

● 21 → The number after 21 is 22, so an X is on the number.

- |      |      |      |
|------|------|------|
| a 44 | d 58 | g 79 |
| b 29 | e 37 | h 43 |
| c 31 | f 84 | i 96 |

# TENS AND ONES

Two-digit numbers (or tens) are the numbers from 10 to 99.

Numbers less than 10 are called ones.

Ones are also called units. They are one-digit numbers.

Example 1:



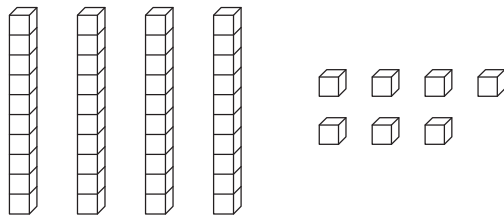
tens	ones
4	7

There are only nine one-digit numbers but lots of two-digit numbers.

The number 4 has been put in the tens box because 47 has 4 tens.

The 7 is in the ones box because 47 has 7 ones.

If you make 47 using Base 10 blocks, it looks like this:



Example 2: How many tens are in 89? \_\_\_\_\_



Complete the table.

	Number	Tens	Ones	Base 10
	52	5	2	
a	38			
b	26			

**SELF CHECK** Mark how you feel

Got it! <input type="checkbox"/>	Need help... <input type="checkbox"/>	I don't get it <input type="checkbox"/>
-------------------------------------	--	--

**Check your answers**

How many did you get correct?



**1** Color the tens and ones to match the number.

Number	Tens	Ones
37		
a 56		
b 24		
c 83		
d 97		
e 68		



**2** Group the tens and ones.  
Circle the tens in blue and ones in red.

● 36 = 3 tens and 6 ones  
= 30 + 6  
= 36

X X X X X X X X X X      X X X X X X X X X X  
X X X X X X X X X X      X X X X X X X X X X

**a** 45 = \_\_\_ tens and \_\_\_ ones  
= \_\_\_ + \_\_\_  
= \_\_\_

○ ○ ○ ○ ○ ○ ○ ○ ○ ○  
○ ○ ○ ○ ○ ○ ○ ○ ○ ○  
○ ○ ○ ○ ○ ○ ○ ○ ○ ○  
○ ○ ○ ○ ○ ○ ○ ○ ○ ○  
○ ○ ○ ○ ○ ○ ○ ○ ○ ○

**c** 51 = \_\_\_ tens and \_\_\_ ones  
= \_\_\_ + \_\_\_  
= \_\_\_

☆ ☆ ☆ ☆ ☆ ☆ ☆ ☆ ☆ ☆  
☆ ☆ ☆ ☆ ☆ ☆ ☆ ☆ ☆ ☆  
☆ ☆ ☆ ☆ ☆ ☆ ☆ ☆ ☆ ☆  
☆ ☆ ☆ ☆ ☆ ☆ ☆ ☆ ☆ ☆  
☆ ☆ ☆ ☆ ☆ ☆ ☆ ☆ ☆ ☆  
☆ ☆ ☆ ☆ ☆ ☆ ☆ ☆ ☆ ☆

**b** 27 = \_\_\_ tens and \_\_\_ ones  
= \_\_\_ + \_\_\_  
= \_\_\_

△ △ △ △ △ △ △ △ △ △  
△ △ △ △ △ △ △ △ △ △  
△ △ △ △ △ △ △ △ △ △

**d** 18 = \_\_\_ tens and \_\_\_ ones  
= \_\_\_ + \_\_\_  
= \_\_\_

× × × × × × × × × ×  
× × × × × × × × × ×